





Shamrock Patterns

Cut out the pieces at the bottom of the page. Glue at the end of each row to finish the pattern.



**A WELLSPRING
OF WORKSHEETS**

FREE PREVIEW

**Please Login or Become a Member to download
the printable version of this worksheet.**

