

Parts of a Book



**A WELLSPRING
OF WORKSHEETS**

FREE PREVIEW

Please Login or Become a Member to download
the printable version of this worksheet.

The parts of a book are:

the front cover

the back cover

the spine

Front Cover

The Three



FREE PREVIEW

Please Login or Become a Member to download the printable version of this worksheet.

The front cover of a book has:

a title

author's name

a picture

illustrator's name

Title

The Three

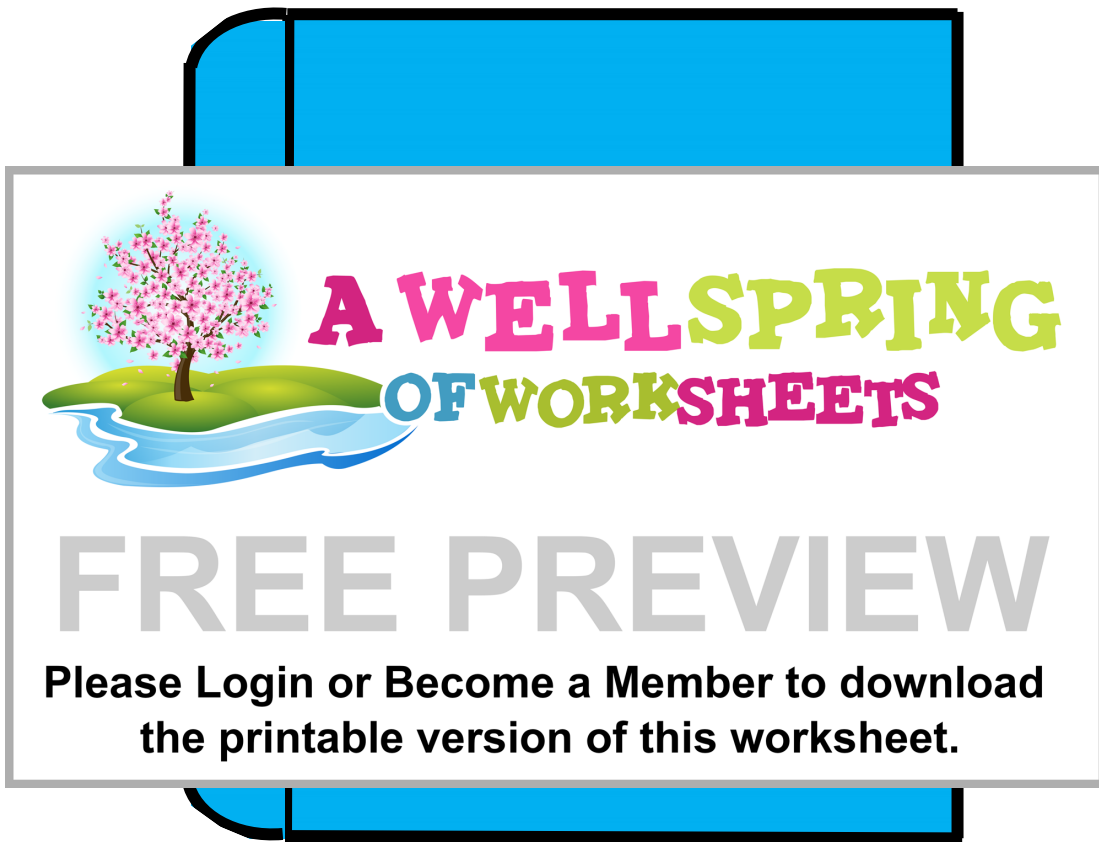


FREE PREVIEW

Please Login or Become a Member to download the printable version of this worksheet.

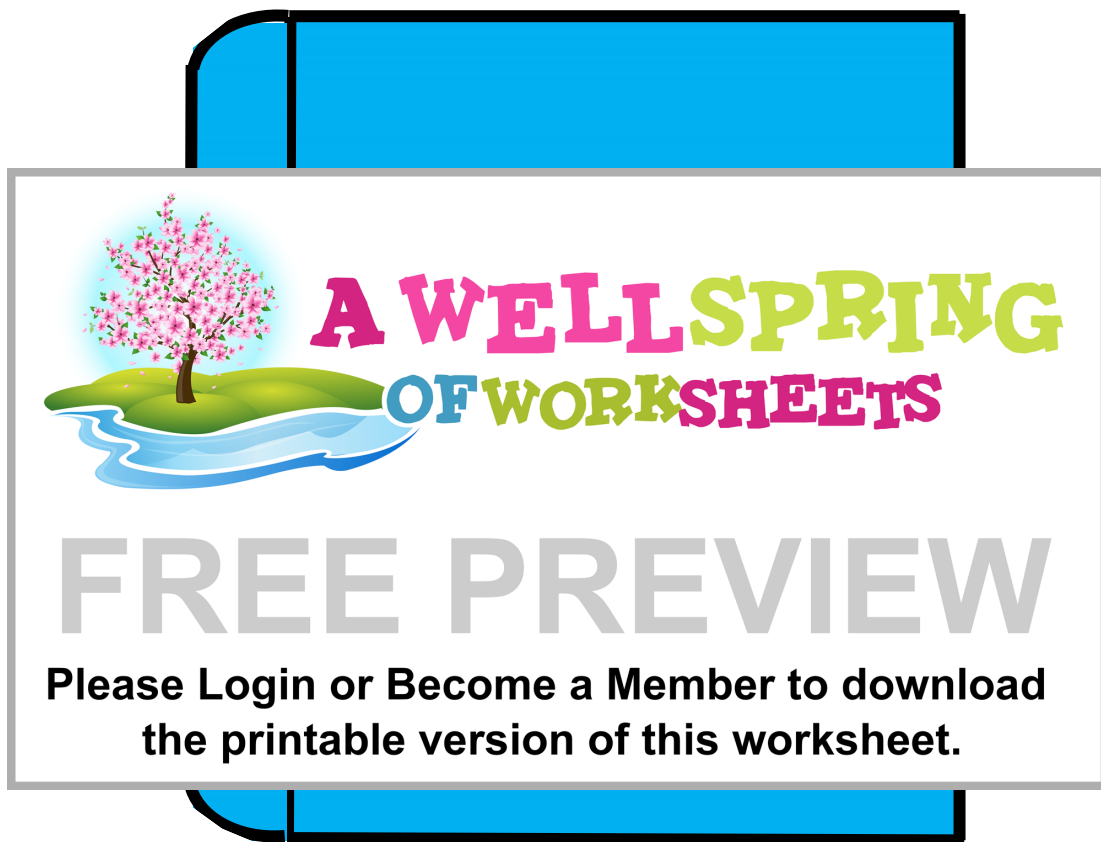
The **title** of a book is on the front cover.

Picture



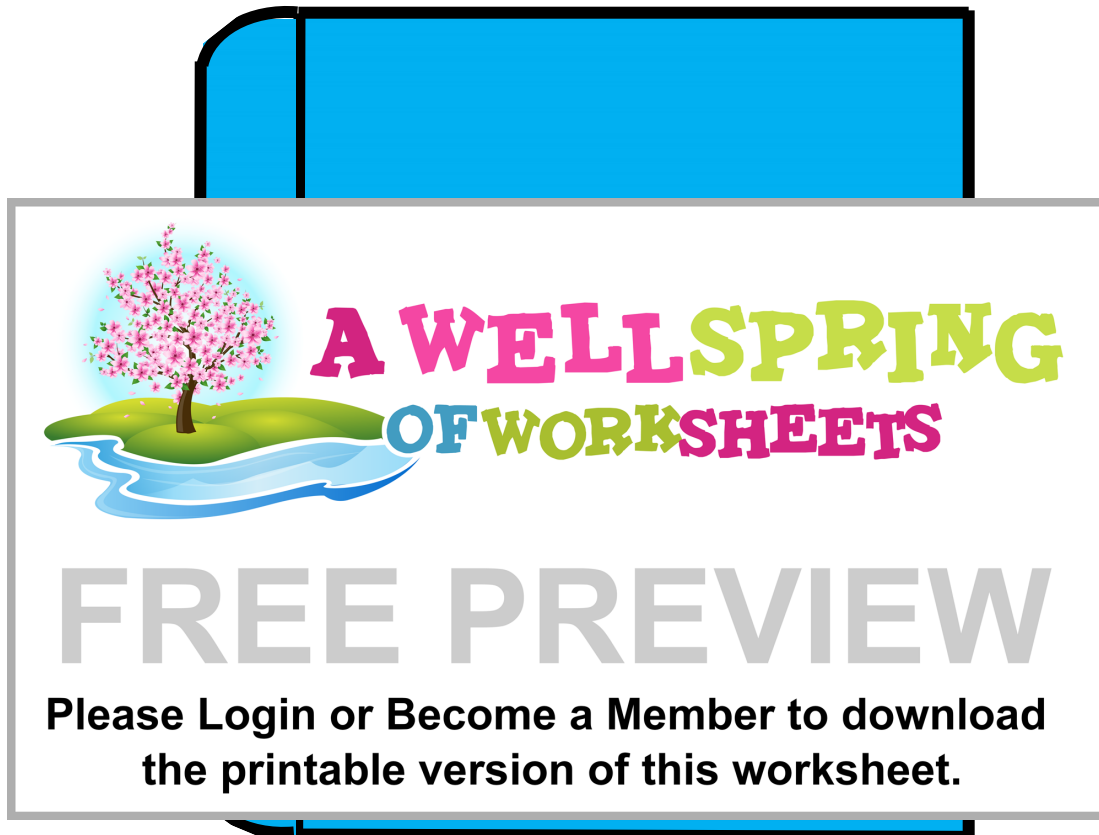
A picture of what the book is about is on the front cover.

Illustration



An illustration of what the book is about is on the front cover.

Author's Name



The author's name is on the
front cover of a book.

Illustrator's Name



FREE PREVIEW

Please Login or Become a Member to download
the printable version of this worksheet.

Illustrated by Big Bad Wolf

The illustrator's name is on
the front cover of a book.

Spine



**A WELLSPRING
OF WORKSHEETS**

FREE PREVIEW

Please Login or Become a Member to download
the printable version of this worksheet.

The **spine** of a book holds
the book together.
The title of a book is on the
spine.

Pages



Books are made up of pages.

Title Page



**A WELLSPRING
OF WORKSHEETS**

FREE PREVIEW

Please Login or Become a Member to download
the printable version of this worksheet.

The **title page** is inside the front cover of the book. It has the title, the author's name and the illustrator's name.

Author

Once upon
a time a
big red
dr

The wind
blew and
the rain



FREE PREVIEW

Please Login or Become a Member to download
the printable version of this worksheet.

An author writes
the words of a book.

Illustrator



An illustrator makes
the pictures in a book.



Parts of a Book

Graphics Credit



[Educlips](http://Educlips.com)