
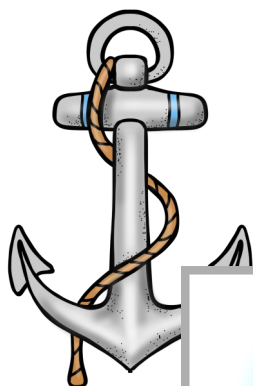


A

a

B

b



**A WELLSPRING  
OF WORKSHEETS**

**FREE PREVIEW**



Please Login or Become a Member to download  
the printable version of this worksheet.

C

c

D

d


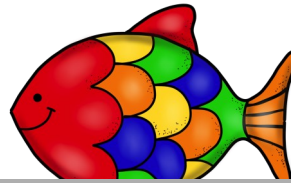



E

e

F

f



**A WELLSPRING  
OF WORKSHEETS**

**FREE PREVIEW**



Please Login or Become a Member to download  
the printable version of this worksheet.

G

g

H

h





I

i

J

j



FREE PREVIEW


Please Login or Become a Member to download the printable version of this worksheet.

K

k

L

l

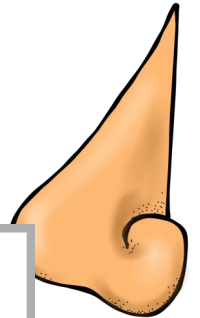


M

m

N

n



**A WELLSPRING  
OF WORKSHEETS**

**FREE PREVIEW**




Please Login or Become a Member to download  
the printable version of this worksheet.

O

o

I

p




Q

q

R

r



FREE PREVIEW


Please Login or Become a Member to download the printable version of this worksheet.

S

s

T

t




U

u

V

v



**A WELLSPRING  
OF WORKSHEETS**

**FREE PREVIEW**




Please Login or Become a Member to download  
the printable version of this worksheet.

W

w

X

x

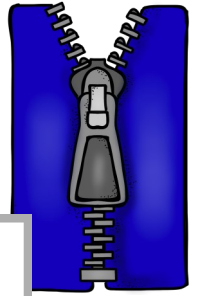


Y

y

Z

z



FREE PREVIEW

Please Login or Become a Member to download the printable version of this worksheet.

Cut on the dashed lines. Fold on the solid lines.

Glue the side tabs together. Tape the sides and bottom.

