





## Telling Time to the Half Hour #2 - 16 Square Clocks







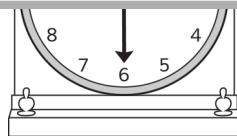
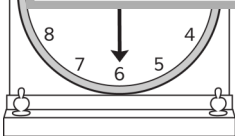
Write the time on the clock faces on the lines.




**A WELLSPRING**  
**OF WORKSHEETS**

**FREE PREVIEW**

**Please Login or Become a Member to download the printable version of this worksheet.**



\_\_\_\_\_


\_\_\_\_\_

\_\_\_\_\_


\_\_\_\_\_

**Telling Time to the Half Hour #2 - 16 Square Clocks**


Write the time on the clock faces on the lines. **Answer Sheet**




6:30



3:30



7:30



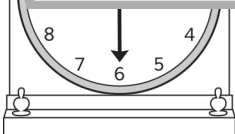
1:30



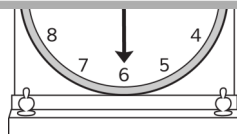
**A WELLSPRING**  
OF WORKSHEETS

**FREE PREVIEW**


Please Login or Become a Member to download the printable version of this worksheet.



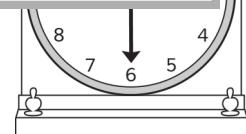
1:30




9:30




7:30



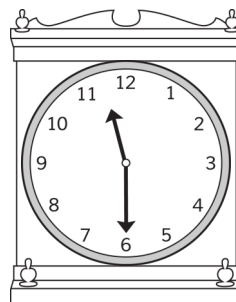
11:30




5:30



2:30



11:30



8:30