

Name _____

Left and Right - Mixed Up Hands and Feet

Cut out the words along the dotted lines. Glue the words on the lines next to each object to tell if it is left or right.







left	   	right
 A WELLSPRING OF WORKSHEETS <div style="font-size: 2em; opacity: 0.5; margin: 10px 0;">FREE PREVIEW</div> <p>Please Login or Become a Member to download the printable version of this worksheet.</p>		
 <div style="border-bottom: 1px solid black; width: 100%; margin-top: 5px;"></div>	 <div style="border-bottom: 1px solid black; width: 100%; margin-top: 5px;"></div>	

left	left	right	right
left	left	right	right

Name _____

Left and Right - Mixed Up Hands and Feet
Answer Sheet

Cut out the words along the dotted lines. Glue the words on the lines next to each object to tell if it is left or right.

left					right
 A WELLSPRING OF WORKSHEETS <div style="font-size: 2em; opacity: 0.5; margin: 10px 0;">FREE PREVIEW</div> <p>Please Login or Become a Member to download the printable version of this worksheet.</p>					
	<div style="color: red; font-size: 1.5em;">right</div>		<div style="color: red; font-size: 1.5em;">left</div>		

left	left	right	right
left	left	right	right