
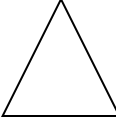







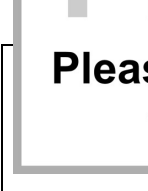

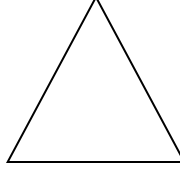



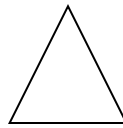


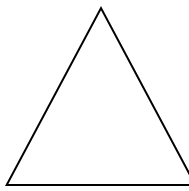



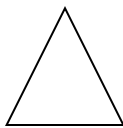


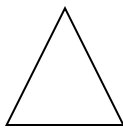
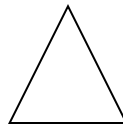


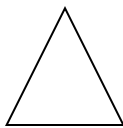
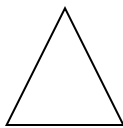



Name \_\_\_\_\_

## Kindergarten Counting - Up to 10 Shapes








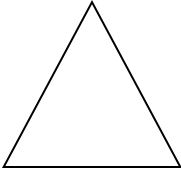




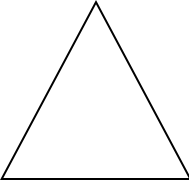



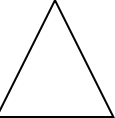

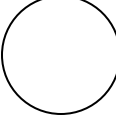
Write the number of shapes on each line. Name the shapes. Color.

 <h1 style="margin: 0;">A WELLSPRING</h1> <h2 style="margin: 0;">OF WORKSHEETS</h2> <h1 style="margin: 10px 0 0 0; color: gray;">FREE PREVIEW</h1> <p style="margin: 0;"><b>Please Login or Become a Member to download the printable version of this worksheet.</b></p>	
<div style="display: flex; justify-content: space-around; margin-bottom: 10px;">    </div> <div style="display: flex; justify-content: space-around; margin-bottom: 10px;">    </div> <div style="display: flex; justify-content: space-around; margin-bottom: 10px;">    </div>	<div style="display: flex; justify-content: space-around; margin-bottom: 10px;">   </div> <div style="display: flex; justify-content: space-around; margin-bottom: 10px;">   </div> <div style="display: flex; justify-content: space-around; margin-bottom: 10px;">   </div> <div style="display: flex; justify-content: space-around; margin-bottom: 10px;">   </div> <div style="display: flex; justify-content: space-around; margin-bottom: 10px;">   </div> <div style="display: flex; justify-content: space-between; margin-top: 10px;"> <div style="width: 45%;"> <hr style="border: 0; border-top: 1px solid black; margin-bottom: 5px;"/> <hr style="border: 0; border-top: 1px dashed black; margin-bottom: 5px;"/> <hr style="border: 0; border-top: 1px solid black; margin-bottom: 5px;"/> </div> <div style="width: 45%;"> <hr style="border: 0; border-top: 1px solid black; margin-bottom: 5px;"/> <hr style="border: 0; border-top: 1px dashed black; margin-bottom: 5px;"/> <hr style="border: 0; border-top: 1px solid black; margin-bottom: 5px;"/> </div> </div>
<div style="display: flex; justify-content: space-around; margin-bottom: 10px;">   </div> <div style="display: flex; justify-content: space-around; margin-bottom: 10px;">   </div> <div style="display: flex; justify-content: space-around; margin-bottom: 10px;">   </div> <div style="display: flex; justify-content: space-between; margin-top: 10px;"> <div style="width: 45%;"> <hr style="border: 0; border-top: 1px solid black; margin-bottom: 5px;"/> <hr style="border: 0; border-top: 1px dashed black; margin-bottom: 5px;"/> <hr style="border: 0; border-top: 1px solid black; margin-bottom: 5px;"/> </div> <div style="width: 45%;"> <hr style="border: 0; border-top: 1px solid black; margin-bottom: 5px;"/> <hr style="border: 0; border-top: 1px dashed black; margin-bottom: 5px;"/> <hr style="border: 0; border-top: 1px solid black; margin-bottom: 5px;"/> </div> </div>	<div style="display: flex; justify-content: space-around; margin-bottom: 10px;">   </div> <div style="display: flex; justify-content: space-around; margin-bottom: 10px;">   </div> <div style="display: flex; justify-content: space-around; margin-bottom: 10px;">   </div> <div style="display: flex; justify-content: space-between; margin-top: 10px;"> <div style="width: 45%;"> <hr style="border: 0; border-top: 1px solid black; margin-bottom: 5px;"/> <hr style="border: 0; border-top: 1px dashed black; margin-bottom: 5px;"/> <hr style="border: 0; border-top: 1px solid black; margin-bottom: 5px;"/> </div> <div style="width: 45%;"> <hr style="border: 0; border-top: 1px solid black; margin-bottom: 5px;"/> <hr style="border: 0; border-top: 1px dashed black; margin-bottom: 5px;"/> <hr style="border: 0; border-top: 1px solid black; margin-bottom: 5px;"/> </div> </div>

Name \_\_\_\_\_

## Kindergarten Counting - Up to 10 Shapes

Write the number of shapes on each line. Name the shapes. Color.

     	  
 <h1 style="margin: 0;">A WELLSPRING OF WORKSHEETS</h1> <h2 style="margin: 10px 0 0 0; color: gray;">FREE PREVIEW</h2> <p style="margin: 0;">Please Login or Become a Member to download the printable version of this worksheet.</p>	
    <div style="text-align: right; margin-top: 10px;"> <div style="border-top: 1px solid black; width: 100px; margin-bottom: 2px;"></div> <div style="border-top: 1px dashed black; width: 100px; margin-bottom: 2px;"></div> <div style="border-top: 1px solid black; width: 100px;"></div> </div>	     <div style="text-align: right; margin-top: 10px;"> <div style="border-top: 1px solid black; width: 100px; margin-bottom: 2px;"></div> <div style="border-top: 1px dashed black; width: 100px; margin-bottom: 2px;"></div> <div style="border-top: 1px solid black; width: 100px;"></div> </div>
