
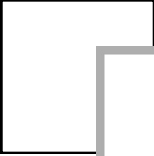









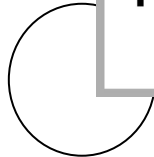





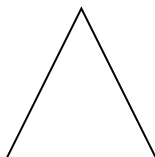
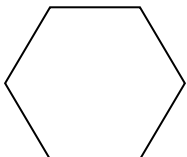

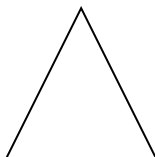
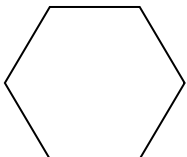

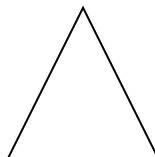


Name \_\_\_\_\_

## Extending Patterns - Medium Sized Plane Shapes

Draw the shape that comes next in the pattern. Color.

						
		 <p><b>A WELLSPRING</b> OF WORKSHEETS</p> <p><b>FREE PREVIEW</b></p> <p>Please Login or Become a Member to download the printable version of this worksheet.</p>				
						
						

Name \_\_\_\_\_

## Extending Patterns - Medium Sized Plane Shapes

**Answer Sheet**

Draw the shape that comes next in the pattern. Color.

