



Draw the Time to the Half Hour #2 - 16 Table Clocks

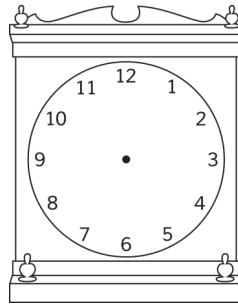
Draw the times on the clock faces.




4:30



6:30



9:30



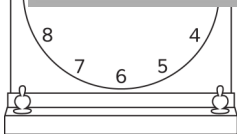
5:30



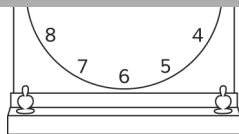
A WELLSPRING
OF WORKSHEETS

FREE PREVIEW

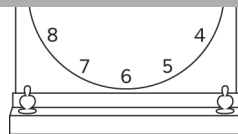
**Please Login or Become a Member to download
the printable version of this worksheet.**



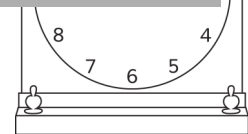
11:30




2:30




1:30



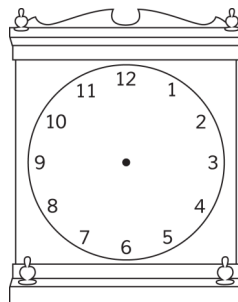
8:30




6:30



5:30



3:30




10:30


Draw the Time to the Half Hour #2 - 16 Table Clocks

Draw the times on the clock faces.


Answer Sheet




4:30




6:30



9:30



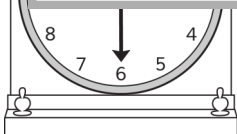
5:30



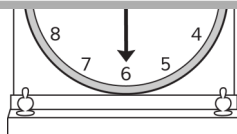
A WELLSPRING
OF WORKSHEETS

FREE PREVIEW

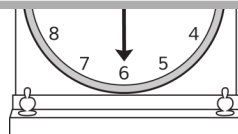
Please Login or Become a Member to download
the printable version of this worksheet.



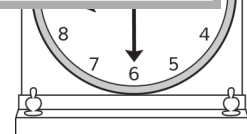
11:30




2:30




1:30




8:30




6:30



5:30



3:30



10:30