
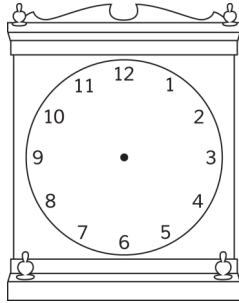


## Draw the Time to the Half Hour #1 - 16 Table Clocks

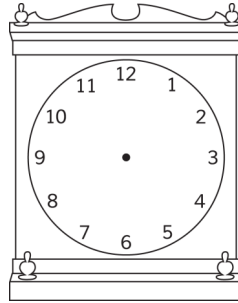
Draw the times on the clock faces.




1:30



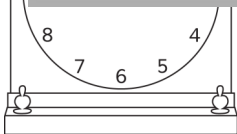
2:30



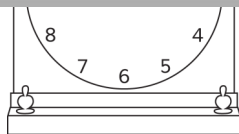
3:30



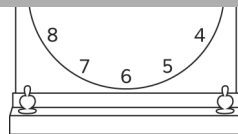
4:30



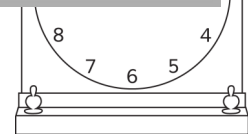
9:30




10:30




11:30



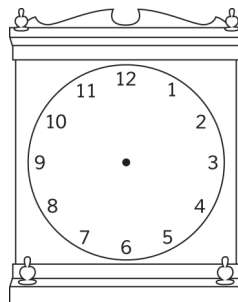
12:30




11:30



10:30




9:30




8:30

**Draw the Time to the Half Hour #1 - 16 Table Clocks**


Draw the times on the clock faces.

**Answer Sheet**


1:30



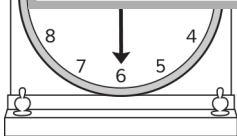
2:30




3:30




4:30



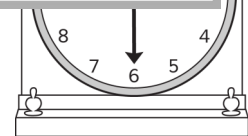
9:30




10:30




11:30




12:30




11:30



10:30



9:30



8:30