





Name _____

Community Helpers - Matching Vehicles

Draw a line matching the community helper with the vehicle he or she would use. Color.




**A WELLSPRING**
OF WORKSHEETS**FREE PREVIEW**

**Please Login or Become a Member to download
the printable version of this worksheet.**



Community Helpers - Matching Vehicles





Draw a line matching the community helper with the vehicle he or she would use. Color.



**A WELLSPRING
OF WORKSHEETS**

FREE PREVIEW

**Please Login or Become a Member to download
the printable version of this worksheet.**



Red lines connect the firefighter to the fire truck and the paramedic to the tractor.