




















Name _____

Between - Basic Shapes














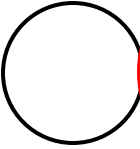





Circle the shapes that are between the other shapes in each set. Color.

| | |
|---|--|
|    |    |
| <div>A WELLSPRING OF WORKSHEETS FREE PREVIEW Please Login or Become a Member to download the printable version of this worksheet.</div> | |
|    |    |
|    |    |

Name _____

Between - Basic Shapes
Answer Sheet

Circle the shapes that are between the other shapes in each set. Color.

| | |
|---|--|
|    |    |
|  <h1 style="margin: 0;">A WELLSPRING</h1> <h2 style="margin: 0;">OF WORKSHEETS</h2> <h1 style="margin: 10px 0 0 0; color: gray;">FREE PREVIEW</h1> <p style="margin: 0;">Please Login or Become a Member to download the printable version of this worksheet.</p> | |
|    |    |
|    |    |