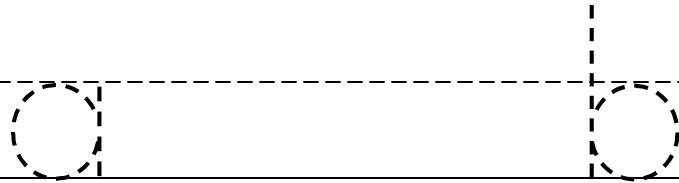


Name _____

Printing Practice - Lower Case a - z

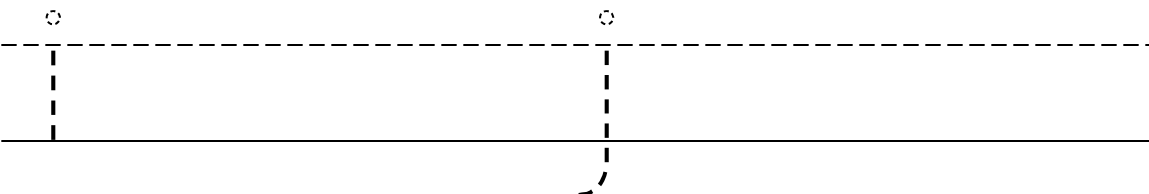
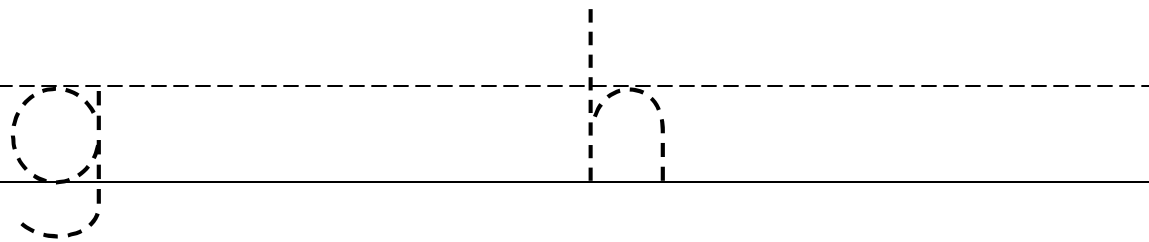
Trace the letters then write each letter one more time.



A WELLSPRING
OF WORKSHEETS

FREE PREVIEW

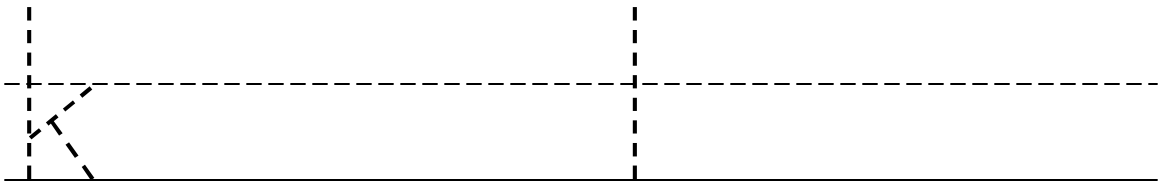
Please Login or Become a Member to download
the printable version of this worksheet.



Name _____

Printing Practice - Lower Case a - z

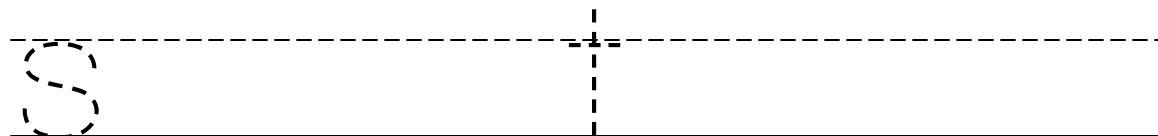
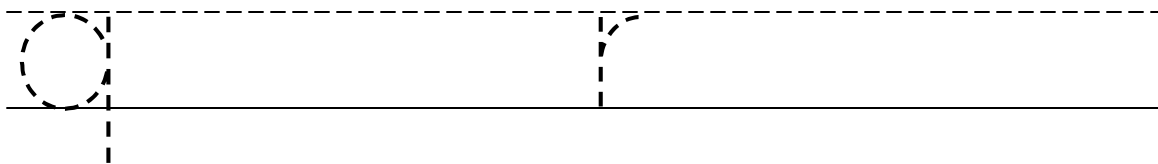
Trace the letters then write each letter one more time.



A WELLSPRING
OF WORKSHEETS

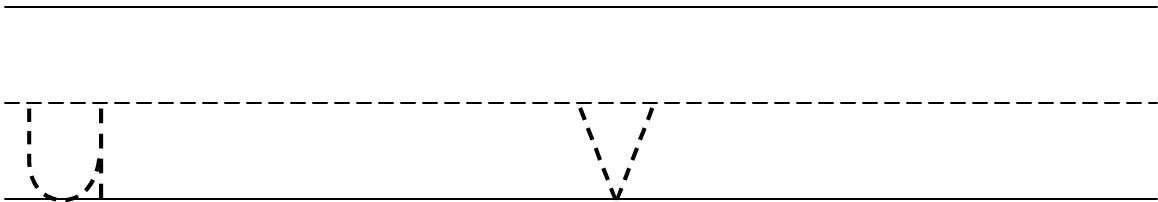
FREE PREVIEW

Please Login or Become a Member to download
the printable version of this worksheet.



Printing Practice - Lower Case a - z

Trace the letters then write each letter ne more time. Use the extra lines for more practice.



A WELLSPRING
OF WORKSHEETS

FREE PREVIEW

Please Login or Become a Member to download the printable version of this worksheet.



Tracing practice lines for lowercase letters w and y. The letters are shown in dashed lines on a set of three horizontal lines (top, middle, bottom).